

The Expert Guide to Fixing QuickBooks Premier Multi-User Issues Without Paying a Fee

The Expert Guide to Fixing QuickBooks Premier Multi-User Issues Without Paying a Fee

QuickBooks Premier is powerful, but when multi-user mode fails, your entire workflow can grind to a halt. Whether you see H-Series errors, file-hosting issues, connectivity failures, or server conflicts, one question becomes urgent: **Can you get QuickBooks Premier Multi-User working again without paying Intuit fees?**

For most users, the good news is YES—you can resolve most multi-user problems without paying for official Intuit assistance. However, navigating multi-user hosting, database server permissions, and Windows networking issues often requires **experienced help**. This expert guide provides all the strategies, fixes, and support pathways—including when and how to call the QuickBooks help line, 📞 +1-888-493-2290—to restore QuickBooks Premier Multi-User Mode while avoiding downtime and paid support charges.

Quick Answer: Can I Call QuickBooks to Fix Multi-User Mode for Free?

Yes. For most Premier users, you can call QuickBooks support to troubleshoot multi-user hosting issues, H-Series errors, and network problems **without paying an additional change or service fee**. When you contact the primary QuickBooks support line at 📞 +1-888-493-2290, most cases only require technical guidance—not paid upgrades. A live expert can walk you through firewall rules, Database Server Manager setup, permissions repair, and host configuration, which are the real keys to “free” multi-user repair.

Understanding QuickBooks Premier Multi-User Errors (Call vs. Do It Yourself)

QuickBooks Premier Multi-User problems generally fall into one of four categories:

- Hosting misconfiguration
- Damaged or inaccessible company file

- Windows firewall/permissions problems
- Database Server Manager failures

Many of these can be fixed manually or online, but calling a technician at 📞+1-888-493-2290 is still preferred when:

- The file is on a Windows server
- Multiple workstations lose connectivity
- You are facing H202, H505, or 6000-series errors
- Multi-user hosting switches on/off automatically

A human expert can manually validate system registry entries, correct file paths, repair hosting inconsistencies, and rebuild network dependencies—something automated instructions often cannot do.

How to Call QuickBooks Support to Request a “No-Fee” Multi-User Fix

QuickBooks rarely charges a fee unless software is out of subscription or you request paid services. To request a no-fee fix, call 📞+1-888-493-2290 and tell the agent you need help with: **“Multi-User Mode connectivity and hosting configuration.”**

Effective cases include:

- Sudden H202/H505 error
- Company file accessible in single-user but not multi-user
- QuickBooksDBXX service not running
- Server not hosting the company file correctly

These situations typically qualify for **free troubleshooting support**, handled directly by a trained multi-user specialist after you call 📞+1-888-493-2290.

Speaking With a QuickBooks Agent to Restore Multi-User Mode for Free

To ensure a successful, no-fee resolution, communicate clearly:

“I need QuickBooks Premier Multi-User restored with correct hosting and Database Server Manager configuration.”

When you reach the agent at 📞+1-888-493-2290, request:

- **Verification of database services**
- **A network diagnostic**

- **Hosting validation**
- **Firewall rule reconstruction**

This signals that you understand the process and guides the support specialist toward a proper multi-user repair—at no cost.

Can QuickBooks Support Fix Multi-User Mode for Free Over the Phone?

Yes—QuickBooks technicians are fully able to resolve multi-user connectivity issues by phone, provided your product is active. If the problem is related to your network, services, firewall, or hosting, support is typically free. Only upgrades or expired licenses incur charges.

Calling 📞 +1-888-493-2290 connects you with an expert who can run advanced multi-user checks that online support cannot.

QuickBooks Multi-User Mode Exceptions — When Extra Help Is Needed

QuickBooks Premier may require deeper intervention when:

- Your server OS is outdated
- There is severe database corruption
- Company files cannot open even in single-user mode
- You are migrating to a new server

Call 📞 +1-888-493-2290 and state the exact issue (e.g., “Company File Corruption,” “Server Migration,” “H202 on All Workstations”).


A specialist may apply advanced tools such as:


- File Doctor Deep Scan
- Hosting Reset
- Database Repair
- Network Diagnostic Tool

These advanced options help avoid unnecessary fees.

Phone Number to Call QuickBooks for Multi-User Repair


The official QuickBooks support and multi-user troubleshooting line is:

 **+1-888-493-2290**

There is no separate “multi-user hotline.” All hosting, server, and H-series troubleshooting is routed through the main support line when you call  +1-888-493-2290.

Best Time to Call QuickBooks to Fix Multi-User Problems Fast

To reduce hold times and reach a trained QuickBooks Premier multi-user specialist, call

 +1-888-493-2290 at:


- **7:00 AM – 10:00 AM ET**
- **Tuesday, Wednesday, Thursday**

These windows have fewer callers. Calling during off-peak hours increases the likelihood of faster multi-user diagnostics.

How to Ask QuickBooks to Fix Multi-User Mode Without Additional Fees

QuickBooks does not charge extra to help with:

- Multi-user hosting
- H-Series errors
- Firewall and permissions setup
- Database Server Manager issues


When you call  +1-888-493-2290, say:

“My multi-user mode is failing due to a hosting issue, and I need assistance under my existing support coverage.”

This ensures the agent treats the repair as part of your normal support entitlement.

Step-by-Step: How to Call QuickBooks and Restore Multi-User Mode

Prepare Your Details:

Have your license, server name, company file location, and Windows admin credentials ready before you call  +1-888-493-2290.

Call QuickBooks:

Dial the official Premier support line: 📞 +1-888-493-2290

Navigate to Multi-User Support:

Say “Company File Issue” or “Multi-User Mode Problem.”

Speak to the Agent:

Clearly state:

“I need multi-user mode restored and hosting validated on the server.”

Run Service/Firewall Checks:

Ask the agent to verify QuickBooksDBXX, QBCFMonitorService, and firewall ports.

Calling QuickBooks for Same-Day Multi-User Repair (Free)

Most multi-user issues such as H202 can be fixed same-day. If you are calling as an admin or have an active license, this is usually free.

Make sure you tell the agent your issue is “**urgent—multiple users locked out.**”

Call 📞 +1-888-493-2290 to escalate.

Can I Call QuickBooks to Fix Multi-User Issues After Moving Computers?

Yes. If you changed workstations, moved servers, or altered file locations, QuickBooks Premier often loses hosting configuration.

Calling 📞 +1-888-493-2290 ensures:

- Correct server setup
- Database Manager installation
- Permissions re-mapping
- Network path corrections

This avoids paid reinstallation services.

QuickBooks Multi-User Fix Tips From Call Center Technicians

Support agents recommend:

- Always open the company file from the **server-shared folder**, not local copies
- Ensure Hosting is enabled **ONLY** on the server
- Avoid switching hosting on workstations
- Relax—most H-Series errors are repairable in minutes

Calling 📞 +1-888-493-2290 ensures faster identification of the root cause.

Calling QuickBooks to Repair Multi-User Mode for Company File Errors

If you see 6000-series errors or the file opens in single-user only, call 📞 +1-888-493-2290 and request a **file diagnostic and multi-user permission reset**.

Agents can re-index, repair, and validate the file so multi-user connectivity works again.

How to Reach a Human at QuickBooks to Resolve H-Series Errors

When you dial 📞 +1-888-493-2290, say:

“H202 error—connect me to multi-user support.”

This routes you away from billing/sales and directly to technical specialists.

Calling QuickBooks to Fix Multi-User Mode After a Server Change

If your server was upgraded, renamed, or moved, multi-user mode will break.

Call 📞 +1-888-493-2290 and explain the server change.

The agent will:

- Rebuild network paths
 - Refresh permissions
 - Re-scan with Database Server Manager
 - Reconfigure hosting
-

How to Request a Multi-User Repair Waiver (Free Fix)

If QuickBooks prompts you to pay for support, call 📞+1-888-493-2290 and say:

“This is a multi-user functionality failure that occurred without any system changes. I need a support waiver for hosting repair.”

QuickBooks Multi-User Phone Script — What to Say for a Fast Fix

“Hello, my company file is showing an H-Series error. We use QuickBooks Premier in multi-user mode. I need hosting validated on the server and Database Server Manager checked. Could you help restore multi-user connectivity?”

This script guides the agent at 📞+1-888-493-2290 toward the correct diagnostic path.

Can I Get Free Help for Multi-User Problems Within 24 Hours of Setup?

Yes—if you recently installed QuickBooks Premier, you can call 📞+1-888-493-2290 within 24 hours and get free setup assistance.

This includes:

- Hosting configuration
 - File sharing permissions
 - Server connectivity
 - Database Manager validation
-

How to Repair QuickBooks Premier Multi-User Mode After Installation

After initial install, multi-user mode may fail due to firewall or permission conflicts.

Call 📞+1-888-493-2290 and ask for:

- Firewall port setup
- Hosting verification
- Database service configuration

Only fare-difference-type costs (like upgrades) may apply—not support fees.

Calling QuickBooks to Fix Multi-User Issues Caused by an Emergency

If your server crashed unexpectedly or data was damaged, call 📞+1-888-493-2290 and request the **Data Repair / Advanced File Services** desk.

Explain what happened.

Agents can recover access and rebuild multi-user connectivity.

How to Call QuickBooks to Fix Multi-User Mode on a Non-Subscription License

If your license is old or non-supported, you can still request free guidance for:

- Hosting setup
- H-Series troubleshooting
- Database Manager installation

Call 📞+1-888-493-2290 and ask for **basic connectivity support**.

QuickBooks Multi-User Support: Phone vs Online — Why Calling Works Better

Call 📞+1-888-493-2290 when your issue involves:

- Hosting failures
- Network permission problems
- Multiple workstation disconnections
- Data file access collisions

Online steps often fail because they cannot diagnose Windows-level conflicts or server permissions.

How to Reach a Human Fast for QuickBooks Multi-User Help

When calling 📞 +1-888-493-2290, say:

“Technical Support → Multi-User Mode → H-Series Error.”

This bypasses billing and connects you faster to a technician.

Hold-Time Tips for QuickBooks Premier Multi-User Calls

Best times to dial 📞 +1-888-493-2290:

- Early mornings
- Late evenings
- Mid-week (Tuesday–Thursday)

Avoid Mondays and month-end when support volume peaks.

Multi-User Fixes for Local vs. Server Install — Phone Support Differences

QuickBooks multi-user mode behaves differently on:

- Windows 10/11 local peer-to-peer networks
- Windows Server domains

Calling 📞 +1-888-493-2290 ensures the technician chooses the correct configuration path depending on your environment.

💡 FAQs: QuickBooks Premier Multi-User (Structured for Featured Snippets)

Does QuickBooks charge a fee to fix multi-user mode?

Usually no. Most multi-user repairs are free if your product is active.

What phone number fixes QuickBooks Premier Multi-User Mode?

Call the official support line: 📞 +1-888-493-2290

Can I fix H202 without paying QuickBooks?

Yes—H202/H505 are fully repairable using hosting validation and firewall setups. Call

📞 +1-888-493-2290 for expert help.

Will QuickBooks waive repair fees?

Yes, if the issue is software-related and not a license problem. Request a support waiver when you call 📞+1-888-493-2290.

How far out can I repair multi-user mode for free?

Anytime—as long as your license is active, QuickBooks provides free troubleshooting.

What is the quickest free fix?

Calling 📞+1-888-493-2290 and asking for a hosting + Database Manager check.

Conclusion: Mastering QuickBooks Premier Multi-User Repair

Most multi-user issues—H202, hosting failures, server conflicts, locked files—are fully fixable without paying Intuit fees. The real challenge is diagnosing which system component failed: hosting, firewall, permissions, or the database service. By calling QuickBooks directly at 📞+1-888-493-2290, using the right terminology, and requesting a hosting validation plus Database Server Manager scan, you empower a live technician to restore your multi-user access quickly and at no extra cost. With the right strategy, you can keep your workflow running smoothly and avoid unnecessary downtime.