

Standard 7: Public Information

7.1.a - Student Achievement Table 7.1

You must provide results for each program, concentration, specialization, etc. accredited or to be accredited.

Business page website with link to this table: <https://www.nu.edu/college/business-engineering-technology/>

Student Achievement: Must report on goal of graduates by program and results. e.g. Graduation by program and year, e.g. BS Finance, e.g. BS Management, e.g. MBA

Report on at least one of these: Attrition, Retention, Licensure pass rates, Job placement rates, Employment advancement, Acceptance into undergraduate or graduate programs, Successful transfer of credit, Other

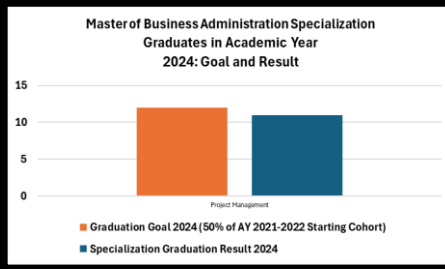

The tables and graphs below only include information on the active individual model (1:1) programs that are accredited by ACBSP and their active specialization areas that are ACBSP-accredited or seeking ACBSP accreditation. The ACBSP-accredited programs that are currently on teach out are not included below as they have very few students remaining, and the majority of the teach out programs are within their final phases of the teach out process.

*Data suppressed if numbers (numerator and/or denominator) and/or percentages of results represented fewer than 10 students/graduates.

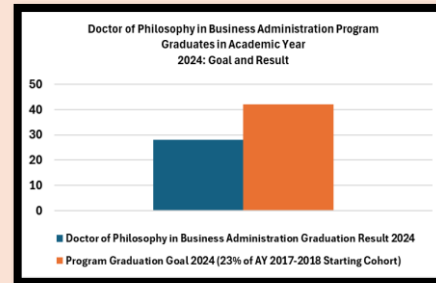
Graduates in Academic Year

Master's Programs 2024 Goal: 50% of AY 2022 Starting Cohort

Doctoral Programs 2024 Goal: 23% of AY 2018 Starting Cohort

Program/Specialization	Goal 2024 ≥ #	Results 2024 (#)	Graph	
Individual Model (1:1) Master of Business Administration (MBA): Graduates in Academic Year				
Master of Business Administration Program	103	38		
MBA Specialization in Behavioral Economics	N/A	N/A		
MBA Specialization in Entrepreneurship	23	*		
MBA Specialization in Financial Management	12	*		
MBA Specialization in General Business	28	*		
MBA Specialization in Global Business Management	6	*		
MBA Specialization in Human Resources Management	13	*		
MBA Specialization in Leadership Studies	N/A	N/A		
MBA Specialization in Project Management	12	11		
MBA Specialization in Strategic Marketing	10	*		
MBA Specialization in Supply Chain Management	N/A	N/A		
Individual Model (1:1) Master of Global Human Resources (MGHR): Graduates in Academic Year				
Master of Global Human Resources Program	*	*		
Individual Model (1:1) Master of Science in Organizational Leadership: Graduates in Academic Year				
Master of Science in Organizational Leadership Program	45	25		
MSOL Specialization in Criminal Justice	4	*		
MSOL Specialization in Health Services	9	*		
MSOL Specialization in Human Resources Management	5	*		
MSOL Specialization in Inclusive Leadership	0	*		
MSOL Specialization in Management of Virtual Organizations	8	*		
MSOL Specialization in Nonprofit Management	10	*		
MSOL Specialization in Project Management	10	*		
Individual Model (1:1) Doctor of Business Administration (DBA): Graduates in Academic Year				
Doctor of Business Administration Program	104	107		
DBA No Specialization/Dissertation Completion Pathway	N/A	N/A		
DBA Specialization in Advanced Accounting	6	*		
DBA Specialization in Financial Management	7	*		

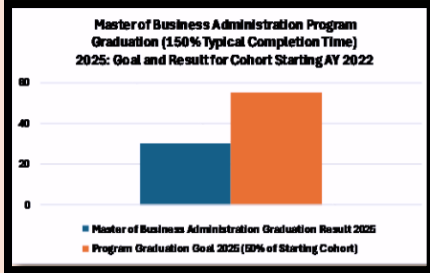
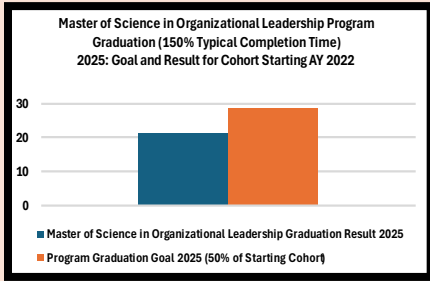
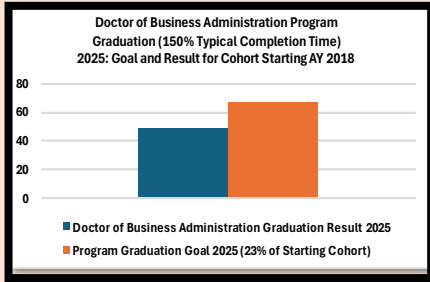
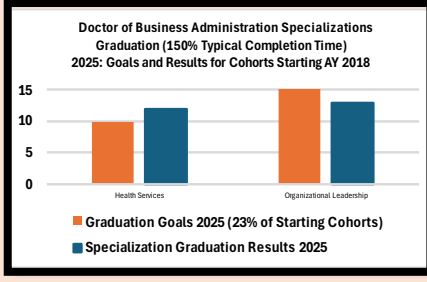
Program/Spezialization	Goal 2024 ≥ #	Results 2024 (#)	Graph
DBA Specialization in General Business	14	23	<div><p>Doctor of Business Administration Program Graduates in Academic Year 2024: Goal and Result</p><p>■ Doctor of Business Administration Graduation Result 2024 ■ Program Graduation Goal 2024 (23% of AY 2017-2018 Starting Cohort)</p></div> <div><p>Doctor of Business Administration Specializations Graduates in Academic Year 2024: Goals and Results</p><p>■ Graduation Goals 2024 (23% of AY 2017-2018 Starting Cohorts) ■ Specialization Graduation Results 2024</p></div>
DBA Specialization in Global Business Management	4	*	
DBA Specialization in Health Services	14	*	
DBA Specialization in Homeland Security: Leadership and Policy	3	*	
DBA Specialization in Human Resources Management	13	*	
DBA Specialization in Industrial/ Organizational Psychology	8	*	
DBA Specialization in Information Technology	0	*	
DBA Specialization in Organizational Leadership	22	28	
DBA Specialization in Project Management	8	*	
DBA Specialization in Strategic Marketing	4	*	
Individual Model (1:1) Doctor of Philosophy in Business Administration (PHDBA): Graduates in Academic Year			
Doctor of Philosophy in Business Administration Program	42	28	<div><p>Doctor of Philosophy in Business Administration Program Graduates in Academic Year 2024: Goal and Result</p><p>■ Doctor of Philosophy in Business Administration Graduation Result 2024 ■ Program Graduation Goal 2024 (23% of AY 2017-2018 Starting Cohort)</p></div>
PHDBA No Specialization	N/A	N/A	
PHDBA Specialization in Advanced Accounting	4	*	
PHDBA Specialization in Financial Management	5	*	
PHDBA Specialization in Global Business Management	2	*	
PHDBA Specialization in Health Services	6	*	
PHDBA Specialization in Homeland Security: Leadership and Policy	5	*	
PHDBA Specialization in Industrial/Organizational Psychology	5	*	
PHDBA Specialization in Information Technology	0	*	
PHDBA Specialization in Organizational Leadership	9	*	
PHDBA Specialization in Project Management	3	*	
PHDBA Specialization in Strategic Marketing	3	*	
Individual Model (1:1) Doctor of Philosophy in Organizational Leadership (PHDOL): Graduates in Academic Year			
Doctor of Philosophy in Organizational Leadership Program	20	15	<div><p>Doctor of Philosophy in Organizational Leadership Program Graduates in Academic Year 2024: Goal and Result</p><p>■ Doctor of Philosophy in Organizational Leadership Graduation Result 2024 ■ Program Graduation Goal 2024 (23% of AY 2017-2018 Starting Cohort)</p></div>



Graduation (150% Typical Completion Time)

Master's Programs 3-Year Graduation Rate (Cohort Starting AY 2022) – Goal 2025: 50% of Starting Cohort

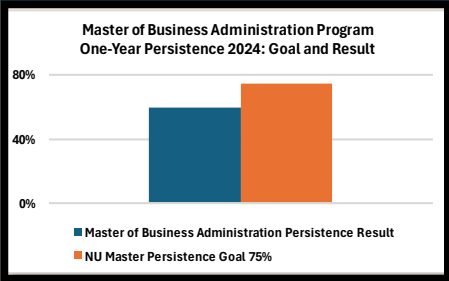

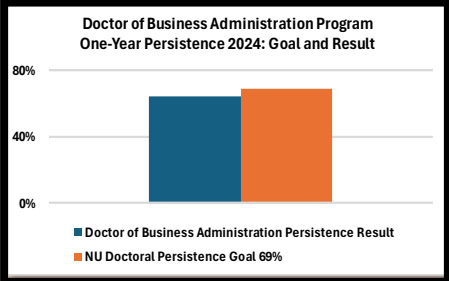
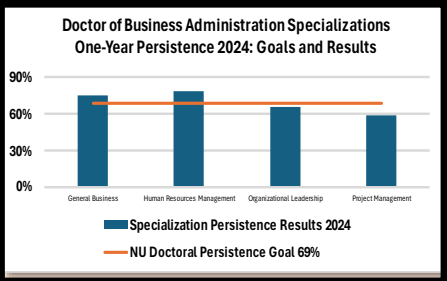
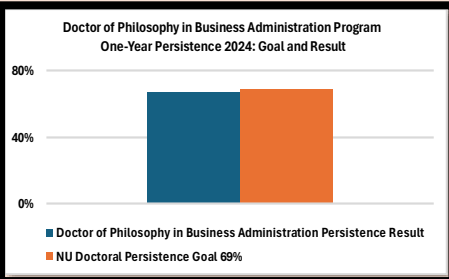
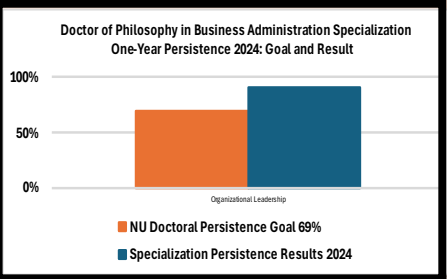
Doctoral Programs 7-Year Graduation Rate (Cohort Starting AY 2018) – Goal 2025: 23% of Starting Cohort

Program/Specialization	Goal 2025 ≥ #	Results 2025 (#)	Graph	
Individual Model (1:1) Master of Business Administration (MBA): Graduation (150% Typical Completion Time)				
Master of Business Administration Program	55	30		
MBA Specialization in Behavioral Economics	N/A	N/A		
MBA Specialization in Entrepreneurship	15	*		
MBA Specialization in Financial Management	5	*		
MBA Specialization in General Business	13	*		
MBA Specialization in Global Business Management	2	*		
MBA Specialization in Human Resources Management	7	*		
MBA Specialization in Leadership Studies	N/A	N/A		
MBA Specialization in Project Management	8	*		
MBA Specialization in Strategic Marketing	7	*		
MBA Specialization in Supply Chain Management	N/A	N/A		
Individual Model (1:1) Master of Global Human Resources (MGHR): Graduation (150% Typical Completion Time)				
Master of Global Human Resources Program	1	*		
Individual Model (1:1) Master of Science in Organizational Leadership: Graduation (150% Typical Completion Time)				
Master of Science in Organizational Leadership Program	29	21		
MSOL Specialization in Criminal Justice	3	*		
MSOL Specialization in Health Services	6	*		
MSOL Specialization in Human Resources Management	3	*		
MSOL Specialization in Inclusive Leadership	N/A	N/A		
MSOL Specialization in Management of Virtual Organizations	5	*		
MSOL Specialization in Nonprofit Management	7	*		
MSOL Specialization in Project Management	7	*		
Individual Model (1:1) Doctor of Business Administration (DBA): Graduation (150% Typical Completion Time)				
Doctor of Business Administration Program	67	49		
DBA No Specialization/Dissertation Completion Pathway	N/A	N/A		
DBA Specialization in Advanced Accounting	4	*		
DBA Specialization in Financial Management	6	*		
DBA Specialization in General Business	10	*		
DBA Specialization in Global Business Management	3	*		
DBA Specialization in Health Services	10	12		
DBA Specialization in Homeland Security: Leadership and Policy	2	*		
DBA Specialization in Human Resources Management	8	*		
DBA Specialization in Industrial/ Organizational Psychology	4	*		
DBA Specialization in Information Technology	N/A	N/A		
DBA Specialization in Organizational Leadership	15	13		
DBA Specialization in Project Management	3	*		
DBA Specialization in Strategic Marketing	3	*		
Individual Model (1:1) Doctor of Philosophy in Business Administration (PHDBA): Graduation (150% Typical Completion Time)				
Doctor of Philosophy in Business Administration Program	24	23		
PHDBA No Specialization/Dissertation Completion Pathway	1	*		
PHDBA Specialization in Advanced Accounting	3	*		
PHDBA Specialization in Financial Management	3	*		
PHDBA Specialization in Global Business Management	1	*		
PHDBA Specialization in Health Services	3	*		
PHDBA Specialization in Homeland Security: Leadership and Policy	2	*		
PHDBA Specialization in Industrial Organizational Psychology	3	*		
PHDBA Specialization in Information Technology	N/A	N/A		

Program/Specialization	Goal 2025 ≥ #	Results 2025 (#)	Graph
PHDBA Specialization in Organizational Leadership	4	*	<div><p>Doctor of Philosophy in Business Administration Program Graduation (150% Typical Completion Time) 2025: Goal and Result for Cohort Starting AY 2018</p><p>■ Doctor of Philosophy in Business Administration Graduation Result 2025 ■ Program Graduation Goal 2025 (23% of Starting Cohort)</p></div>
PHDBA Specialization in Project Management	2	*	
PHDBA Specialization in Strategic Marketing	3	*	
Individual Model (1:1) Doctor of Philosophy in Organizational Leadership (PHDOL): Graduation (150% Typical Completion Time)			
Doctor of Philosophy in Organizational Leadership Program	13	11	<div><p>Doctor of Philosophy in Organizational Leadership Program Graduation (150% Typical Completion Time) 2025: Goal and Result for Cohort Starting AY 2018</p><p>■ Doctor of Philosophy in Organizational Leadership Graduation Result 2025 ■ Program Graduation Goal 2025 (23% of Starting Cohort)</p></div>

One-Year Persistence

Represents Persistence of AY Cohort that Started One Year Prior

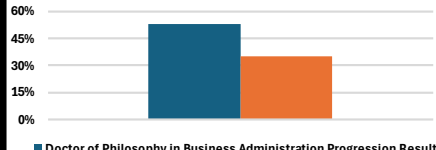
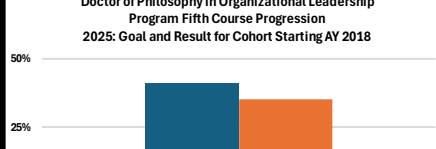
Program/Specialization	Goal 2024 ≥ %	Results 2024 (%)	Graph	
Individual Model (1:1) Master of Business Administration (MBA): One-Year Persistence				
Master of Business Administration Program	75%	60%		
MBA Specialization in Behavioral Economics	N/A	N/A		
MBA Specialization in Entrepreneurship	75%	*		
MBA Specialization in Financial Management	75%	*		
MBA Specialization in General Business	75%	*		
MBA Specialization in Global Business Management	75%	*		
MBA Specialization in Human Resources Management	75%	*		
MBA Specialization in Leadership Studies	75%	*		
MBA Specialization in Project Management	75%	*		
MBA Specialization in Strategic Marketing	75%	*		
MBA Specialization in Supply Chain Management	75%	*		
Individual Model (1:1) Master of Global Human Resources (MGHR): One-Year Persistence				
Master of Global Human Resources Program	75%	*		
Individual Model (1:1) Master of Science in Organizational Leadership: One-Year Persistence (2023-2024)				
Master of Science in Organizational Leadership Program	75%	64%		
MSOL Specialization in Criminal Justice	75%	*		
MSOL Specialization in Health Services	75%	*		
MSOL Specialization in Human Resources Management	75%	*		
MSOL Specialization in Inclusive Leadership	75%	*		
MSOL Specialization in Management of Virtual Organizations	75%	*		
MSOL Specialization in Nonprofit Management	75%	*		
MSOL Specialization in Project Management	75%	*		
Individual Model (1:1) Doctor of Business Administration (DBA): One-Year Persistence				
Doctor of Business Administration Program	69%	64%		
DBA Specialization in Advanced Accounting	69%	*		
DBA Specialization in Financial Management	69%	*		
DBA Specialization in General Business	69%	75%		
DBA Specialization in Global Business Management	69%	*		
DBA Specialization in Health Services	69%	*		
DBA Specialization in Homeland Security: Leadership and Policy	69%	*		
DBA Specialization in Human Resources Management	69%	79%		
DBA Specialization in Industrial/Organizational Psychology	69%	*		
DBA Specialization in Information Technology	69%	*		
DBA Specialization in Organizational Leadership	69%	66%		
DBA Specialization in Project Management	69%	59%		
DBA Specialization in Strategic Marketing	69%	*		
Individual Model (1:1) Doctor of Philosophy in Business Administration (PHDBA): One-Year Persistence				
Doctor of Philosophy in Business Administration Program	69%	67%		
PHDBA Specialization in Advanced Accounting	69%	*		
PHDBA Specialization in Financial Management	69%	*		
PHDBA Specialization in Global Business Management	69%	*		
PHDBA Specialization in Health Services	69%	*		
PHDBA Specialization in Homeland Security: Leadership and Policy	69%	*		
PHDBA Specialization in Industrial/Organizational Psychology	69%	*		
PHDBA Specialization in Information Technology	69%	*		
PHDBA Specialization in Organizational Leadership	69%	91%		
PHDBA Specialization in Project Management	69%	*		
PHDBA Specialization in Strategic Marketing	69%	*		

Program/Specialization	Goal 2024 ≥ %	Results 2024 (%)	Graph						
Individual Model (1:1) Doctor of Philosophy in Organizational Leadership (PHDOL): One-Year Persistence									
Doctor of Philosophy in Organizational Leadership Program	69%	77%	<div><p>Doctor of Philosophy in Organizational Leadership Program One-Year Persistence 2024: Goal and Result</p><table><tr><th>Category</th><th>Value</th></tr><tr><td>Doctor of Philosophy in Organizational Leadership Persistence Result</td><td>77%</td></tr><tr><td>NU Doctoral Persistence Goal 69%</td><td>69%</td></tr></table></div>	Category	Value	Doctor of Philosophy in Organizational Leadership Persistence Result	77%	NU Doctoral Persistence Goal 69%	69%
Category	Value								
Doctor of Philosophy in Organizational Leadership Persistence Result	77%								
NU Doctoral Persistence Goal 69%	69%								

Progression to Fifth Course at NU in Continuous Enrollment

Master's Programs (Cohort Starting AY 2022) and Doctoral Programs (Cohort Starting AY 2018)

Program/Specialization	Goal 2025 ≥ %	Results 2025 (%)	Graph	
Individual Model (1:1) Master of Business Administration (MBA): Progression to Fifth Course at NU in Continuous Enrollment				
Master of Business Administration Program	35%	39%	<div>Master of Business Administration Program Fifth Course Progression 2025: Goal and Result for Cohort Starting AY 2022</div> <div>■ Master of Business Administration Progression Result ■ Progression Goal 35%</div>	
MBA Specialization in Behavioral Economics	N/A	N/A		
MBA Specialization in Entrepreneurship	35%	40%		
MBA Specialization in Financial Management	35%	*		
MBA Specialization in General Business	35%	40%		
MBA Specialization in Global Business Management	35%	*		
MBA Specialization in Human Resources Management	35%	*		
MBA Specialization in Leadership Studies	35%	N/A		
MBA Specialization in Project Management	35%	*		
MBA Specialization in Strategic Marketing	35%	*		
MBA Specialization in Supply Chain Management	N/A	N/A		
Individual Model (1:1) Master of Global Human Resources (MGHR): Progression to Fifth Course at NU in Continuous Enrollment				
Master of Global Human Resources Program	35%	*	<div>Master of Science in Organizational Leadership Program Fifth Course Progression 2025: Goal and Result for Cohort Starting AY 2022</div> <div>■ Master of Science in Organizational Leadership Progression Result ■ Progression Goal 35%</div>	
Individual Model (1:1) Master of Science in Organizational Leadership: Progression to Fifth Course at NU in Continuous Enrollment				
Master of Science in Organizational Leadership Program	35%	44%		
MSOL Specialization in Criminal Justice	35%	*		
MSOL Specialization in Health Services	35%	*		
MSOL Specialization in Human Resources Management	35%	*		
MSOL Specialization in Inclusive Leadership	N/A	N/A		
MSOL Specialization in Management of Virtual Organizations	35%	*		
MSOL Specialization in Nonprofit Management	35%	*		
MSOL Specialization in Project Management	35%	*		
Individual Model (1:1) Doctor of Business Administration (DBA): Progression to Fifth Course at NU in Continuous Enrollment				
Doctor of Business Administration Program	35%	43%		<div>Doctor of Business Administration Program Fifth Course Progression 2025: Goal and Result for Cohort Starting AY 2018</div> <div>■ Doctor of Business Administration Progression Result ■ Progression Goal 35%</div>
DBA Specialization in Advanced Accounting	35%	*		
DBA Specialization in Financial Management	35%	56%		
DBA Specialization in General Business	35%	27%		
DBA Specialization in Global Business Management	35%	*		
DBA Specialization in Health Services	35%	44%		
DBA Specialization in Homeland Security: Leadership and Policy	35%	*		
DBA Specialization in Human Resources Management	35%	54%		
DBA Specialization in Industrial/ Organizational Psychology	35%	*		
DBA Specialization in Information Technology	N/A	N/A		
DBA Specialization in Organizational Leadership	35%	48%		
DBA Specialization in Project Management	35%	*		
DBA Specialization in Strategic Marketing	35%	*		
Individual Model (1:1) Doctor of Philosophy in Business Administration (PHDBA): Progression to Fifth Course at NU in Continuous Enrollment				
Doctor of Philosophy in Business Administration Program	35%	53%	<div>Doctor of Business Administration Specializations Fifth Course Progression 2025: Goals and Results for Cohorts Starting AY 2018</div> <div>■ Specialization Progression Results 2025 ■ Progression Goal 35%</div>	
PHDBA No Specialization/Dissertation Completion Pathway	35%	*		
PHDBA Specialization in Advanced Accounting	35%	*		
PHDBA Specialization in Financial Management	35%	*		
PHDBA Specialization in Global Business Management	35%	*		
PHDBA Specialization in Health Services	35%	*		
PHDBA Specialization in Homeland Security: Leadership and Policy	35%	*		
PHDBA Specialization in Industrial/Organizational Psychology	35%	*		
PHDBA Specialization in Information Technology	N/A	N/A		
PHDBA Specialization in Organizational Leadership	35%	*		
PHDBA Specialization in Project Management	35%	*		

Program/Specialization	Goal 2025 ≥ %	Results 2025 (%)	Graph						
PHDBA Specialization in Strategic Marketing	35%	*	<div><p>Doctor of Philosophy in Business Administration Program Fifth Course Progression 2025: Goal and Result for Cohort Starting AY 2018</p><table><thead><tr><th>Category</th><th>Value (%)</th></tr></thead><tbody><tr><td>Doctor of Philosophy in Business Administration Progression Result</td><td>~50%</td></tr><tr><td>Progression Goal 35%</td><td>35%</td></tr></tbody></table></div>	Category	Value (%)	Doctor of Philosophy in Business Administration Progression Result	~50%	Progression Goal 35%	35%
Category	Value (%)								
Doctor of Philosophy in Business Administration Progression Result	~50%								
Progression Goal 35%	35%								
Individual Model (1:1) Doctor of Philosophy in Organizational Leadership (PHDOL): Progression to Fifth Course at NU in Continuous Enrollment									
Doctor of Philosophy in Organizational Leadership Program	35%	41%	<div><p>Doctor of Philosophy in Organizational Leadership Program Fifth Course Progression 2025: Goal and Result for Cohort Starting AY 2018</p><table><thead><tr><th>Category</th><th>Value (%)</th></tr></thead><tbody><tr><td>Doctor of Philosophy in Organizational Leadership Progression Result</td><td>41%</td></tr><tr><td>Progression Goal 35%</td><td>35%</td></tr></tbody></table></div>	Category	Value (%)	Doctor of Philosophy in Organizational Leadership Progression Result	41%	Progression Goal 35%	35%
Category	Value (%)								
Doctor of Philosophy in Organizational Leadership Progression Result	41%								
Progression Goal 35%	35%								