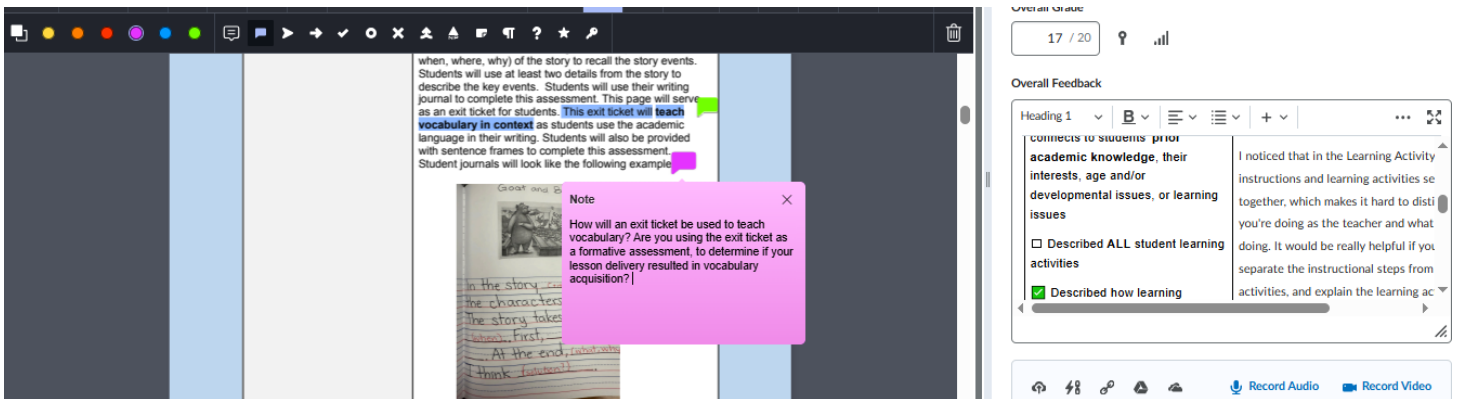
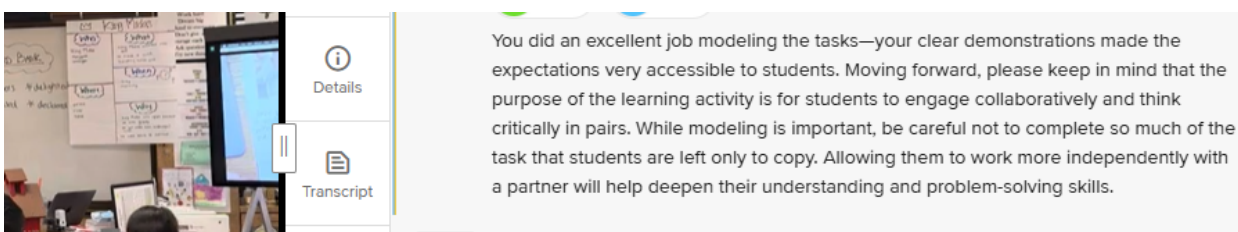
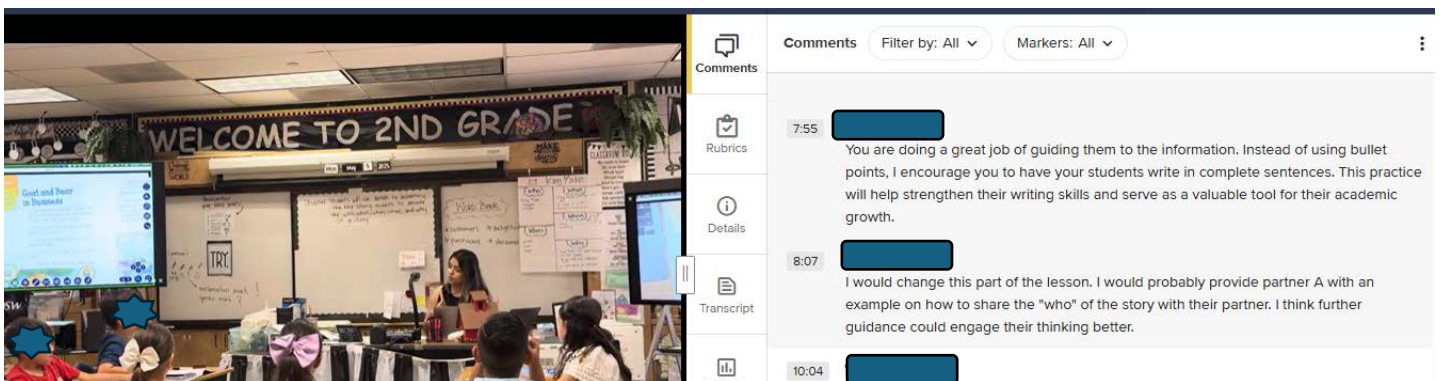


SB488 Examples of Clinical Practice Feedback Tools

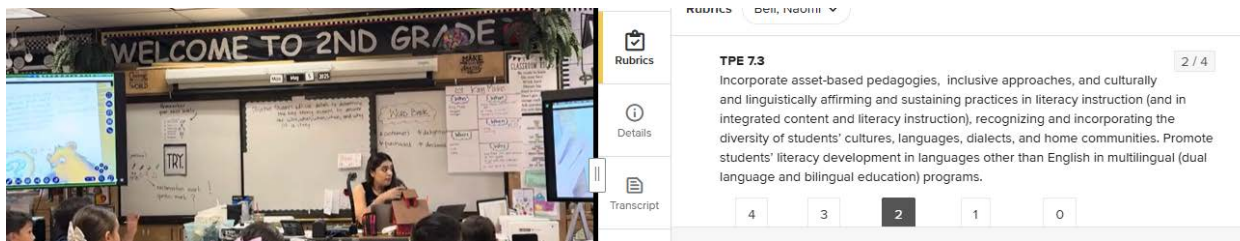
Evidence of the tools faculty use to provide active feedback to candidates includes feedback in the Brightspace LMS platform, on the Lesson Plan, prior to teaching one of the 7 Observations required in the program clinical practice. In this screenshot, the instructor tags specific components of the lesson using “notes” to guide the candidate, and coach the “what” and “why” questions essential to reflecting on lesson plan development. On the right side of the screenshot, a checklist is included to coach the inclusion of every required aspect of the lesson plan, and a running textual commentary to guide practice.



Once the Lesson Plan is approved, the candidate records the lesson delivery and submits the lesson into the GoReact tool. First, the candidate assesses their own performance and offers their perspective of what went well and what changes they would make for the entire recording. Once that step is completed, the instructor adds feedback in the comments, specifically tagged to the timestamp of the lesson. Instructors are trained to offer praise, affirmation, suggestions and questions to ponder; a true feedback/feed-forward model of coaching.



In the GoReact tool, a rubric click opens up specific assessment of the TPEs, in this particular assignment, TPE 7. The candidate can see the rubric scores, and the overall feedback for each aspect of the developmental rubric. The screenshot shows the score for indicator 7.3 was scored as a level 2 , developing.



The screenshot displays the GoReact interface. On the left, a video of a classroom with a teacher and students is visible. On the right, the 'RUBRICS' panel is open, showing 'TPE 7.3' with a score of '2 / 4'. The rubric text describes incorporating asset-based pedagogies and inclusive approaches. Below the text, a row of five buttons (4, 3, 2, 1, 0) shows the score '2' is selected.

The entire rubric for this example includes the following level descriptors:

ITL TPE 7 Assessment Rubric S25

Viewing evidences presented in both the video and supporting lesson plan, score each TPE indicator using the rubric level descriptive language below. At the end of each TPE, a text box is available for comments intended to provide quality feedback

Observation Rubric Level Descriptors:

| 4 | 3 | 2 | 1 | 0 |
|--|--|--|--|--|
| Integrating Evidence of clear and consistent integration demonstrating the competency. Candidate's practices include extensive demonstration of appropriate, relevant, accurate, and clear or detailed evidence. The evidence is purposefully connected and reinforced across this TPE reflecting integration at the level of a beginning teacher. | Applying Evidence of clear application demonstrating the competency. Candidate's practices demonstrate appropriate, relevant, or accurate evidence. Evidence is connected across this TPE. Evidence reflects acceptable application of practice for a student teacher or intern. | Developing Partial evidence demonstrating the competency. Candidate's practices demonstrate minimal, limited, cursory, inconsistent, and/or ambiguous evidence. Evidence is connected across this TPE and may be inconsistent. Evidence reflects developing skills in acceptable practices for a student teacher or intern | Emerging Very limited, some irrelevant or inconsistently applied evidence demonstrating the competency. Candidate's practices include inappropriate, irrelevant, inaccurate or missing evidence. Evidence is mostly unconnected across the TPE. Emerging practices are not yet acceptable for a student teacher or intern. | Not Observed Practices not observed or included in lesson plan evidence. |

The text box at the end of each TPE is used to provide overall feedback, and guide continuing performance.

Overall Textual TPE 7 Observations
Provide feedback on TPE 7 overall, and on aspects of the indicators where appropriate.

Type response...

TPE markers allow both the instructor and the candidate to tag observation videos with specific evidences of the TPEs they are demonstrating.

TPE Markers

